

Power Select AICOSM

Additional Interest Credit Overlay (AICO)

The only index annuity that offers the AICO advantage
for enhanced growth potential



Not FDIC or NCUA/NCUSIF Insured

May Lose Value • No Bank or Credit Union Guarantee
Not a Deposit • Not Insured by any Federal Government Agency

Annuities issued by **American General Life Insurance Company (AGL)**, Houston, TX.

Boost return potential with Power Select AICO

Are you looking for more growth potential with no downside market risk? Power Select AICO (“AICO”) is designed to provide upside potential based in part on the performance of equity and multi-asset indices, while offering 100% protection against market loss.

AICO can help you:

- **Prepare** for today’s key retirement planning challenges.
- **Enhance growth** in low-to-moderate return environments with an **Additional Interest Credit Overlay** that no other index annuity offers today.¹
- **Protect** your principal from down markets.

What makes AICO different and how can it benefit you?

AICO offers the key benefits of a fixed index annuity—including growth potential, principal protection and lifetime income—plus an innovative interest credit overlay that works like “growth insurance” to help protect and potentially increase your annuity earnings. AICO uses a 200% multiplier to provide an additional credit on top of any interest you earn from your selected crediting strategies, subject to a maximum overlay amount. This credit is added to your contract value at the end of the 5-year withdrawal charge period, after which it can be withdrawn.²

The word “Aico” is of German origin and means “to own or possess.” With AICO, you’ll own every credit you earn from the index annuity.

Understanding a fixed index annuity

A fixed index annuity (FIA) is a contract issued by an insurance company. It is not a direct investment in the stock market or any equity index. In exchange for your money (premium), the FIA offers you the potential for tax-deferred growth, based on index performance, without the risk of loss of premium due to market downturns or fluctuations. Index interest earned is subject to contract provisions, such as index rate caps and participation rates, which may limit growth in up markets.

¹ As of the publication date.

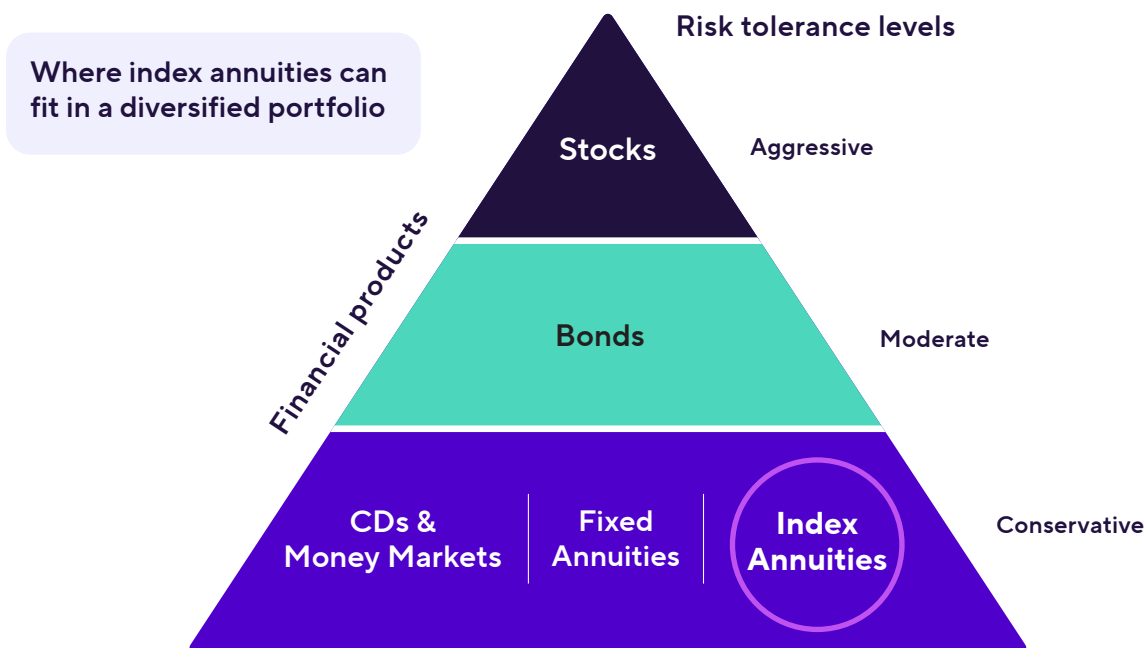
² No withdrawal charges or market value adjustments apply after the 5-year withdrawal charge period. Withdrawals may be subject to federal and/or state income taxes. An additional 10% federal tax penalty may apply if you make withdrawals or surrender your annuity before age 59½. Please consult your tax advisor regarding your specific situation.

Prepare for today's retirement challenges

Fifty-six percent of Americans today worry a great deal about inflation, ranking it among their top concerns, along with healthcare costs (59%) and the economy (60%).³ Market volatility is another key concern with 70% saying it's a challenge when planning for the future.⁴ Long-term return expectations for the market have also dropped over the last year, with some experts forecasting muted returns for U.S. equities over the next decade.⁵

Allocating assets to the AICO index annuity can help strengthen your retirement portfolio with:

- Enhanced growth potential to tackle lower returns and rising retirement costs
- Guarantees to protect your principal in volatile markets⁶
- Certainty to help ensure you won't outlive your income⁷



Important information on CDs, Fixed Annuities, Stocks and Bonds:

CDs, fixed annuities, stocks and bonds have different objectives, risk tolerance levels and time horizons than index annuities. For example, CDs offer a fixed rate of return and FDIC insurance backed by the full faith and credit of the U.S. government. Income from CDs is subject to ordinary income tax. Some CDs may include an early withdrawal penalty. Fixed annuities offer a fixed rate of return guaranteed by the issuing insurance company. Stocks and bonds offer the potential for capital appreciation and income, but they are subject to risks, including the possible loss of principal. Gains or income from stocks and bonds are subject to capital gains or ordinary income tax. U.S. government bonds and Treasury bills are guaranteed by the U.S. government as to the timely payment of principal and interest and, if held to maturity, offer a fixed rate of return and fixed principal value. Interest from Treasury bills and U.S. government bonds is exempt from state and local income taxes but may be subject to federal income tax. Earnings from CDs, stocks and bonds are taxable annually, while earnings from an annuity are not taxed until withdrawn. Please consult your financial professional or agent regarding your individual situation when comparing these various instruments to index annuities.

³ 2025 Gallup Poll Social Series: Environment.

⁴ 2025 Corebridge Financial Funding Longer Lives study.

⁵ Christine Benz, "Experts: Forecast Stock and Bond Returns: 2025 Edition," Morningstar, January 13, 2025.

⁶ Guarantees are backed by the claims-paying ability of the issuing insurance company.

⁷ Lifetime income is available through annuitization, a process that permanently converts your annuity into an income stream that can last for life or for a period you choose.

Put the 200% multiplier to work to help increase your earnings

Like most index annuities, AICO offers growth potential through crediting strategies linked to the performance of market indices or a guaranteed fixed rate (see pages 6-7 for details). What makes AICO unique is that it uses an interest credit overlay with a 200% multiplier to help boost earnings from these strategies (subject to a maximum). AICO is designed to provide enhanced upside potential in low-to-moderate return environments. The additional credit you earn (known as the Overlay Credit) also offers the benefit of covering the impact of fees in most markets. Keep in mind, in strong up markets, you may not receive an Overlay Credit, and fees may not be offset (see Strong Up Market scenario on next page).

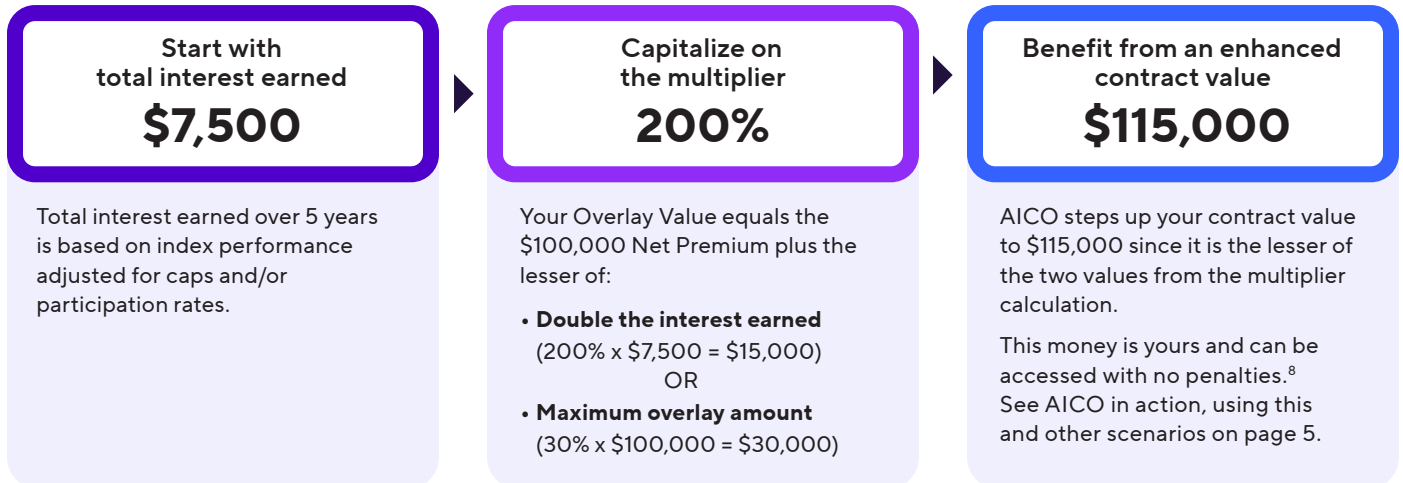
The AICO advantage:

How our unique overlay can enhance your interest earned in low-growth markets

Hypothetical example assumptions:

- \$100,000 premium with no withdrawals
- \$7,500 total interest earned over 5 years
- \$103,445 contract value (net of fees) after 5 years
- 200% multiplier rate
- 30% maximum overlay percentage
- 0.80% annual fee

Advantage after 5 years:



Understanding the Overlay Credit, fee and calculations

Overlay Credit is the amount added to your contract value on the 5th contract anniversary. It is calculated by taking the difference between the Overlay Value and contract value. If applied, the Overlay Credit generally covers the fees deducted over 5 years. In this example, the Overlay Credit is \$11,555 and covers the \$4,055 in fees deducted over the 5-year period:

$$\text{\$115,000 Overlay Value} - \text{\$103,445 contract value} = \text{\$11,555 Overlay Credit}$$

Overlay Value: the amount used to calculate the Overlay Credit.

Fee is calculated as a percentage of the premium in the first year and as a percentage of the contract's prior anniversary value in years 2-5. The fee terminates on the 5th contract anniversary. In most market scenarios where an Overlay Credit is earned, the amount of the credit will be more than the amount of the fees that have been deducted over the 5-year period. In certain up market scenarios, the credit may not be sufficient to cover all fees due to the maximum overlay amount.

Maximum overlay percentage is a percentage of the Net Premium that is used to determine the maximum overlay amount. This rate is currently set at 30% but is subject to change. See the Power Select AICO rate flyer for current rates.

Net Premium: total premiums reduced by any withdrawals in the same proportion that the withdrawals reduced the contract value.

⁸ No withdrawal charges or market value adjustments apply after the 5-year withdrawal charge period; however, withdrawals may be subject to federal and/or state income taxes. A 10% federal tax penalty may also apply if withdrawals are taken before age 59½. Please consult your tax advisor for details.

CASE STUDY

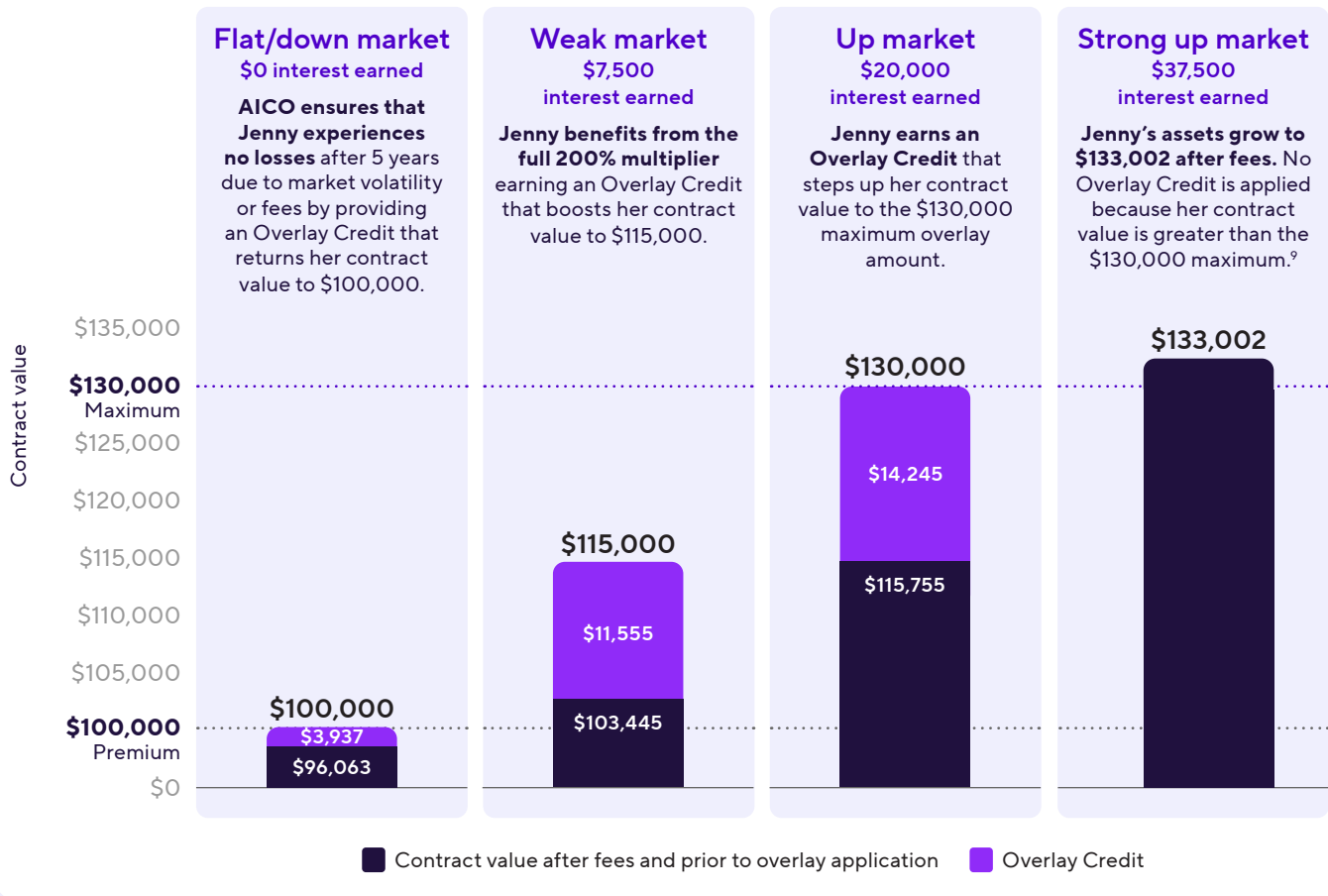
See how AICO can step up the value of your annuity in different markets



- **Jenny, age 55**, is concerned about low market returns over the next 5 years and wants to increase the growth potential of her retirement assets without taking on more risk.
- **Her solution:** Jenny decides to allocate \$100,000 of her retirement assets to the Power Select AICO Index Annuity. The index annuity can protect her assets in down markets, while the overlay feature can increase the interest she earns from her selected accounts over the first 5 years by a multiple of 200%, subject to a maximum overlay amount.

AICO offers upside potential with no downside market risk

Hypothetical example: \$100,000 premium, 200% multiplier, 30% maximum overlay percentage, no withdrawals, 0.80% annual fee and interest earned of \$0 to \$37,500 from Jenny's contract in the scenarios as indicated below.








Note: Contract value includes the deduction of annual fees; however, these fees are partially or fully offset by the Overlay Credit if it is applied at the end of the 5-year period. This hypothetical example is for illustrative purposes only. It does not represent the performance of any specific index or index interest account. Total interest earned is based on the following hypothetical credited rates each year for 5 years: 0% (Flat/down market), 1.4797% (Weak market), 3.7694% (Up market) and 6.6697% (Strong up market). Guarantees are backed by the claims-paying ability of the issuing insurance company.

⁹ In strong up markets, you'll earn interest based on the index gains adjusted by the cap or participation rate, but the amount credited will be reduced by the fee in the first 5 years. In these markets, you may pay for the enhanced growth potential without receiving the Overlay Credit.

Access the power of index-based performance

AICO can help you earn interest based on the performance of leading equity and multi-asset, risk-managed indices. The following table shows the indices and account options available. Take a closer look at how interest is calculated on page 7.

Choose from five indices, six index interest accounts and a fixed account

Equity market indices	Index interest account options
 <p>S&P 500® U.S. stock index composed of 500 leading stocks</p>	<p>Annual Point-to-Point with Index Rate Cap Annual Point-to-Point with Participation Rate</p>
 <p>Nasdaq 100® U.S. large-cap growth and technology stock index</p>	<p>Annual Point-to-Point with Index Rate Cap</p>
Multi-asset, risk-managed indices	Index interest account options
 <p>Dimensional US Foundations Index Research-backed index of stocks, bonds and commodities</p>	<p>Annual Point-to-Point with Participation Rate</p>
 <p>ML Strategic Balanced Index® Hybrid index of stocks, bonds and cash</p>	<p>Annual Point-to-Point with Participation Rate</p>
 <p>PIMCO Global Optima Index® Dynamic index of global equity and U.S. fixed income markets</p>	<p>Annual Point-to-Point with Participation Rate</p>

Fixed interest account

1-Year Fixed Account: Provides the comfort and security of a guaranteed rate. Rate is subject to change on contract anniversaries.

A closer look at how interest is calculated

Depending on the account option(s) you choose, your assets may grow with index interest calculated as follows:

- **First, interest is based on index performance over a 1-year period.** This “Annual Point-to-Point” term is determined starting from the issue date of the annuity contract and ending with the next anniversary.
- **Next, interest is adjusted by either the index rate cap or participation rate.** These interest crediting methods can reduce or increase the amount of interest earned each year (see examples below).

At the end of 5 years, interest earned from your selected accounts are totaled to help determine the amount of your Overlay Credit from AICO.

Understanding the interest crediting methods

Crediting methods	What they are	Hypothetical examples of how they work
Index rate cap	Maximum percentage of index performance that can be credited as interest for an index term.	$10\% > 5\% = 5\%$ <small>Index return Cap Interest earned</small>
Participation (PAR) rate	Percentage of index performance used to calculate interest. Depending on the participation rate set by the insurance company, interest earned may be lower or higher than the index change.	$10\% \times 40\% = 4\%$ <small>Index change PAR rate Interest earned</small>
		$10\% \times 110\% = 11\%$ <small>Index change PAR rate Interest earned</small>

Please see the Power Select AICO rate flyer for current rates.

The rates above are for illustrative purposes only and do not represent the rates in your contract. Rates are set on each contract anniversary and guaranteed not to change until the end of the 1-year index term.

Index interest accounts may vary by firm and may not be available in all firms or states. Please see your financial professional or agent and the Owner Acknowledgment and Disclosure Statement for more information on the availability of these accounts. Index interest accounts are not a permanent part of the contract and may be removed due to circumstances beyond the control of the issuing insurance company. These circumstances and the special rules that govern how assets in a discontinued index interest account may be reallocated are outlined in the contract and the Owner Acknowledgment and Disclosure Statement. Please read them for more information as these rules may vary by contract and state.

Three ways to protect your retirement assets

1 100% protection against market loss

AICO ensures that you'll never lose principal in down markets. With downside market protection and the overlay benefit, you could even generate growth over a 5-year negative market. For example, consider the potential performance of the Power Select AICO Index Annuity from 2000-2005 when the S&P 500® posted a 5-year negative return of -5.45% (see chart to the right). If AICO had been available during that time, it could have protected your annuity's value from market loss and provided you with an Overlay Credit of \$16,570, increasing your contract value from \$113,430 to \$130,000.¹⁰ In contrast, the S&P 500® would have declined to \$94,547. Past performance is not a guarantee of future results.

2 Guaranteed return of your premium, even if fees reduce your principal in a flat market

The Guaranteed Return of Premium (GROP) feature in AICO ensures that you'll get your money back if you decide to fully surrender the contract on or after the second contract anniversary, or if you annuitize your contract on or after the fifth contract anniversary. The amount of the return is based on your "net premium"—the money allocated to AICO reduced proportionally for any withdrawals.

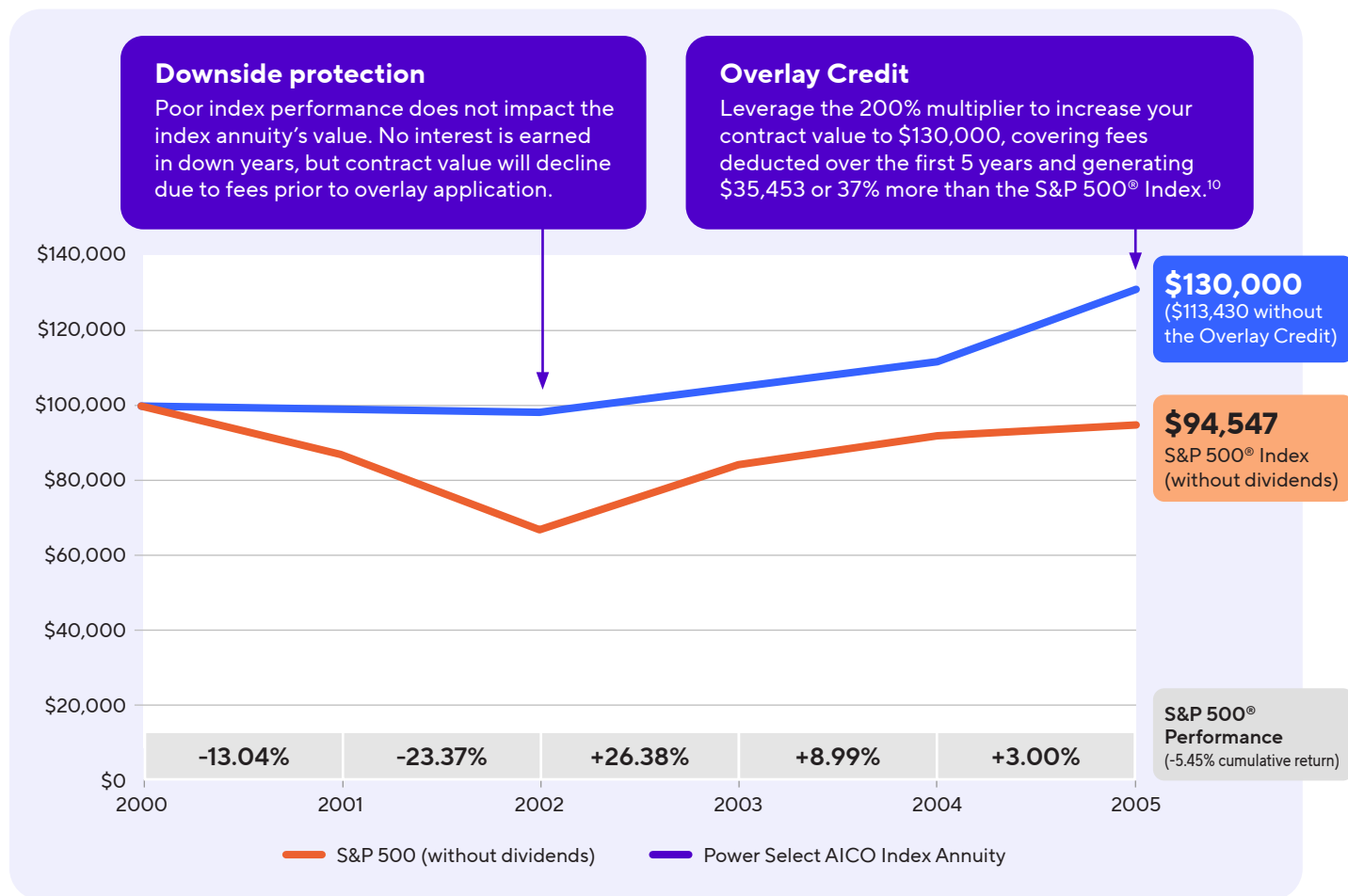
3 Beneficiary protection from down markets

The Return of Premium Death Benefit guarantees that your loved ones will receive at least the amount of your net premium, even in a down market. The benefit is available on or after the second contract anniversary.



AICO would have provided more protection and growth than the S&P 500® from 2000-2005

Based on the hypothetical assumptions below



Hypothetical example assumptions: Power Select AICO with Annual Point-to-Point Index Interest Account (S&P 500® Index without dividends), \$100,000 premium, 7% annual index rate cap (held constant for the period shown), 200% multiplier rate, 30% maximum overlay percentage, no withdrawals and a 0.80% annual fee. The Annual Point-to-Point Index Interest Account earns interest based on the S&P 500® index performance from one contract anniversary (an anniversary of the date the contract is issued) to the next contract anniversary (and subsequent anniversaries), subject to the 7% index rate cap. This chart is for illustrative purposes only and is produced with the benefit of hindsight for the period, 12/31/2000 to 12/31/2005. It is not intended to predict actual performance. Indices are unmanaged and are not available for direct investment. The index rate cap is hypothetical and may be reset at a higher or lower rate on each contract anniversary by the issuing insurance company. It assumes no deduction of taxes and no dividends reinvested. If dividends were included, the values shown would be different and the performance gap could be smaller. Past performance is not a guarantee of future results.

¹⁰ Total interest earned is \$17,535 over 5 years (\$0 in years 1-2, \$6,888 in year 3, \$7,316 in year 4, and \$3,331 in year 5). The 200% multiplier would double your interest earned to \$35,070; however, the maximum overlay amount is \$130,000, so your contract value would be stepped up to \$130,000 after the Overlay Credit is applied.

Additional product information at a glance

Features	Power Select AICO
Access to your money in times of need or illness	Withdrawal charges and Market Value Adjustments (see below) may be waived if you are diagnosed with a terminal illness or have extended care needs. Restrictions and limitations apply. May not be available in all states.
Annual fee	0.80% of contract value for the first 5 contract years. On the 5th contract anniversary, the overlay feature and the fee will terminate.
Free withdrawals	You can withdraw 10% of your premium during the first contract year without incurring withdrawal charges (see below). After the first year, the 10% free withdrawal amount is based on the contract's prior anniversary value—the value of your annuity on the most recent contract anniversary.
Issue age	18-85
Market Value Adjustment (MVA)	Withdrawals in excess of the free withdrawal amount during the first 5 years are subject to an MVA. This adjustment may either increase or decrease the amount you receive and is determined by a formula in the contract that reflects changes in the yield of an external index since the contract was issued.
Minimum Withdrawal Value	Upon full surrender, payment of death benefit or annuitization, you will never receive less than 87.5% of your premium, less prior net withdrawals, growing at an annual rate as specified in your contract. Net withdrawals are withdrawals adjusted for any applicable withdrawal charges and MVA.
Premium	<ul style="list-style-type: none"> • Initial: \$25,000 minimum (qualified and non-qualified) • Subsequent: Only in the first 30 days after contract issue • Requires prior company approval if total of all contracts issued to the same owner and/or annuitant exceeds \$2 million
Withdrawal charges	Withdrawals in excess of the free withdrawal amount are subject to withdrawal charges that decline over 5 years, as follows: 8-7-6-5-4-0%.

Please see your financial professional or agent and refer to the Owner Acknowledgment and Disclosure Statement for more information about Power Select AICO.

Consider Power Select AICO for enhanced growth potential with no market risk



Contact your financial professional or agent to learn more.

Index annuities are not a direct investment in the stock market. They are long-term insurance products with guarantees backed by the claims-paying ability of the issuing insurance company. They provide the potential for interest to be credited based in part on the performance of the specified index, without the risk of loss of premium due to market downturns or fluctuations. Index annuities may not be appropriate for all individuals.

This material is general in nature, was developed for educational use only, and is not intended to provide financial, legal, fiduciary, accounting or tax advice, nor is it intended to make any recommendations. Applicable laws and regulations are complex and subject to change. Please consult with your financial professional regarding your situation. For legal, accounting or tax advice consult the appropriate professional.

Tax-qualified plans such as IRAs, 401(k)s or 403(b) plans are tax deferred regardless of whether or not they are funded with an annuity. If you use the Power Select AICO Index Annuity to fund a tax-qualified plan, you should know that an annuity does not provide any additional tax-deferred treatment of interest beyond the treatment by the tax-qualified plan itself. You should only use an index annuity in a tax-qualified plan if you want to benefit from features other than tax deferral. If you intend to take Required Minimum Distributions (RMDs), please consult with a tax advisor concerning your particular circumstances. The Power Select AICO Index Annuity may not be appropriate for use with contributory plans if you plan to make ongoing contributions.

All contract and benefit guarantees, including any fixed account crediting rates or annuity rates, are backed by the claims-paying ability of the issuing insurance company. They are not obligations of or backed by the distributor, insurance agency or any affiliates of those entities and none make any representations or guarantees regarding the claims-paying ability of the issuing insurance company.

Nasdaq® and Nasdaq-100® are registered trademarks of Nasdaq, Inc. (which with its affiliates is referred to as the "Corporations") and are licensed for use by American General Life Insurance Company. Power Select AICO (the "Product") has not been passed on by the Corporations as to its legality or suitability. The Product is not issued, endorsed, sold or promoted by the Corporations. The Corporations make no warranties and bear no liability with respect to the Product.

The Dimensional US Foundations Index (the "Index") is sponsored and published by Dimensional Fund Advisors LP ("Dimensional"), which has contracted with Salt Financial LLC ("Salt") (each of Dimensional and Salt, a "Licensor," and which shall include each of their respective directors, officers, employees, representatives, delegates or agents) to provide intellectual property that is used by Dimensional in connection with the maintenance and calculation of the Index. The use of "Dimensional" in the name of the Index and the related stylized mark(s) are service marks of Dimensional and have been licensed for use by American General Life Insurance Company ("AGL"). AGL has entered into a license agreement with Dimensional providing for the right to use the Index and related trademarks in connection with the Index Annuity (the "Annuity"). The Annuity is not sponsored, endorsed, sold or promoted by any Licensor, and no Licensor makes any representation regarding the advisability of investing in such Annuity. No Licensor has any responsibilities, obligations or duties to investors in the Annuity, nor does any Licensor make any express or implied warranties, including, but not limited to, any warranties of merchantability or fitness for a particular purpose or use with respect to the Index. No Licensor guarantees the accuracy, timeliness or completeness of the Index or any data included therein or the calculation thereof or any communications with respect thereto, and each has no liability for any errors, omissions or interruptions of the Index, or in connection with its use. In no event shall any Licensor have any liability of whatever nature for any losses, damages, costs, claims and expenses (including any special, punitive, direct, indirect or consequential damages (including lost profits)) arising out of matters relating to the use of the Index, even if notified of the possibility of such damages. Each Licensor has provided AGL with all material information related to the Index methodology and the maintenance and calculation of the Index. No Licensor makes any representation with respect to the completeness of information related to the Index provided by AGL in connection with the offer or sale of any Annuity. No Licensor published or approved this document, nor does any Licensor accept any responsibility for its contents or use.

The ML Strategic Balanced Index® embeds an annual index cost in the calculations of the change in index value over the index term. This "embedded index cost" will reduce any change in index value over the index term that would otherwise have been used in the calculation of index interest, and it funds certain operational and licensing costs for the index. It is not a fee paid by you or received by American General Life Insurance Company ("AGL"). AGL's licensing relationship with Merrill Lynch, Pierce, Fenner & Smith Incorporated for use of the ML Strategic Balanced Index® and for use of certain service marks includes AGL's purchase of financial instruments for purposes of meeting its interest crediting obligations. Some portion of those instruments will, or may be, purchased from Merrill Lynch, Pierce, Fenner & Smith Incorporated or its affiliates.

Merrill Lynch, Pierce, Fenner & Smith Incorporated and its affiliates ("BofA Merrill Lynch") indices and related information, the name "BofA Merrill Lynch", and related trademarks, are intellectual property licensed from BofA Merrill Lynch, and may not be copied, used, or distributed without BofA Merrill Lynch's prior written approval. The products of licensee AGL have not been passed on as to their legality or suitability, and are not regulated, issued, endorsed, sold, guaranteed, or promoted by BofA Merrill Lynch. BOFA MERRILL LYNCH MAKES NO WARRANTIES AND BEARS NO LIABILITY WITH RESPECT TO ANY INDEX, ANY RELATED INFORMATION, ITS TRADEMARKS, OR THE PRODUCT(S) (INCLUDING WITHOUT LIMITATION, ITS QUALITY, ACCURACY, SUITABILITY AND/OR COMPLETENESS).

The ML Strategic Balanced Index® (the "Index") is the property of Merrill Lynch, Pierce, Fenner & Smith Incorporated, which has contracted with S&P Opco, LLC (a subsidiary of S&P Dow Jones Indices LLC) to calculate and maintain the Index. The Index is not sponsored by S&P Dow Jones Indices or its affiliates or its third party licensors (collectively, "S&P Dow Jones Indices"). S&P Dow Jones Indices will not be liable for any errors or omissions in calculating the Index. "Calculated by S&P Dow Jones Indices" and the related stylized mark(s) are service marks of S&P Dow Jones Indices and have been licensed for use by Merrill Lynch, Pierce, Fenner & Smith Incorporated.

The PIMCO Global Optima Index® (the "Index") is a trademark of Pacific Investment Management Company LLC ("PIMCO") and has been licensed for use by American General Life Insurance Company ("AGL") with respect to the Power Select AICO Index Annuity (the "Product"). The Index is the exclusive property of PIMCO and is made and compiled without regard to the needs, including, but not limited to, the suitability or appropriateness needs, as applicable, of AGL, the Product, or owners of the Product. The Product is not sold, sponsored, endorsed or promoted by PIMCO or any other party involved in, or related to, making or compiling the Index. Neither PIMCO, the index calculation agent nor any of the constituent owners provides investment advice to AGL with respect to the Product or to owners of the Product.

Neither PIMCO nor any other party involved in, or related to, making or compiling the Index has any obligation to continue to provide the Index to AGL with respect to the Product. Neither PIMCO nor any other party involved in, or related to, making or compiling the Index makes any representation regarding the Index, Index information, performance, annuities generally or the Product particularly.

PIMCO disclaims all warranties, express or implied, including all warranties of merchantability or fitness for a particular purpose or use. PIMCO shall have no responsibility or liability whatsoever with respect to the Product. The Index is comprised of a number of constituents, some of which are owned by entities other than PIMCO. The Index relies on a variety of publicly available data and information and licensable equity and fixed income sub-indices. All disclaimers relative to PIMCO also apply separately to those constituent owners and to the index calculation agent.

The S&P 500® Index is a product of S&P Dow Jones Indices LLC ("SPDJI"), and has been licensed for use by American General Life Insurance Company ("AGL") and affiliates. Standard & Poor's,® S&P® and S&P 500® are registered trademarks of Standard & Poor's Financial Services LLC ("S&P"); Dow Jones® is a registered trademark of Dow Jones Trademark Holdings LLC ("Dow Jones"); and these trademarks have been licensed for use by SPDJI and sublicensed for certain purposes by AGL and affiliates. AGL and affiliates' products are not sponsored, endorsed, sold or promoted by SPDJI, Dow Jones, S&P, or their respective affiliates, and none of such parties make any representation regarding the advisability of purchasing such product(s) nor do they have any liability for any errors, omissions, or interruptions of the S&P 500® Index.

The Power Select AICO Index Annuity is issued by **American General Life Insurance Company** (AGL), Houston, Texas. Power Select AICO Modified Single Premium Deferred Fixed Index Annuity, Contract numbers: AG-801 (2/25) and ICC25-AG-801 (2/25). The underwriting risks, financial and contractual obligations and support functions associated with the annuities issued by AGL are its responsibility. Guarantees are backed by the claims-paying ability of the issuing insurance company. AGL does not solicit, issue or deliver policies or contracts in the state of New York. Annuities and riders may vary by state and are not available in all states. This material is not intended for use in the state of New York.

AGL is a wholly owned subsidiary of Corebridge Financial, Inc. Corebridge Financial and Corebridge are marketing names used by these companies.

©2025 Corebridge Financial, Inc. All rights reserved.

corebridgefinancial.com

